

Department of Radiology

Teaching Faculty:

Specialist – 1

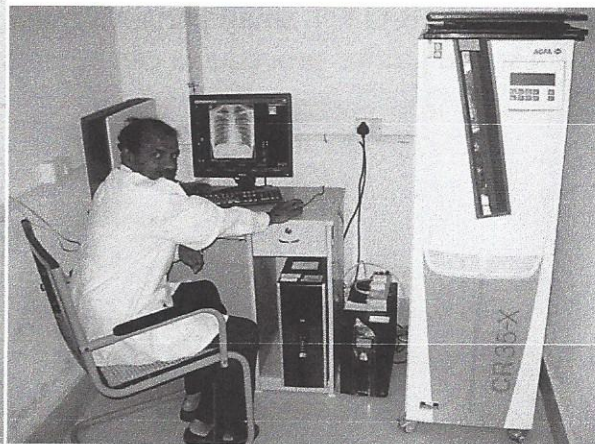
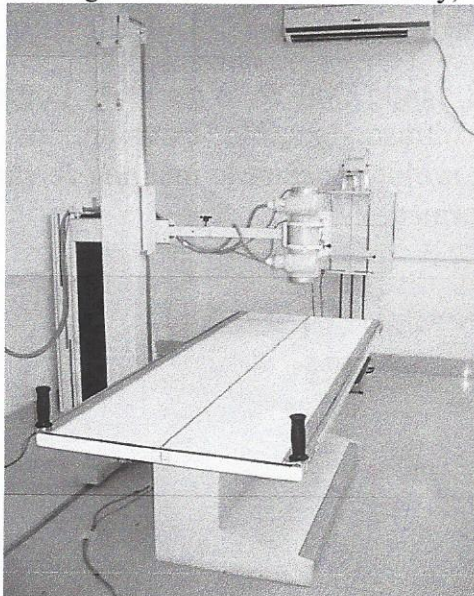
Senior- 2

Radiographer-7

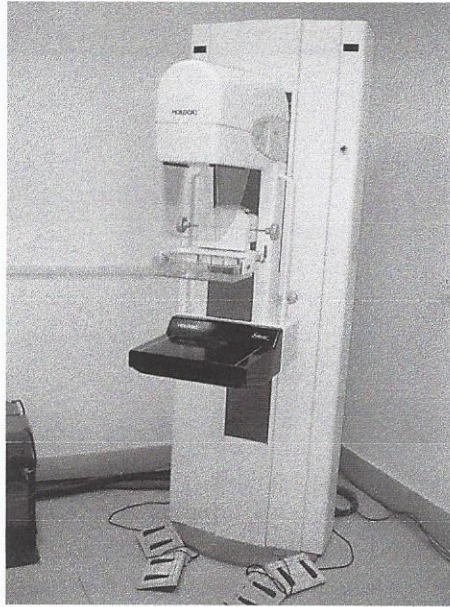
Jr. Radiographer-10

Conventional Radiography Unit consisting of three fixed X ray units and three mobile X ray units. Apart from plain radiography, the contrast procedures including barium studies & urological contrast procedures are being performed on regular basis.

This unit is recently been added a **Computed Radiography System** with its peripheral viewing stations installed in Casualty, Wards & OPDs



Mammography Unit consisting of full field direct digital mammography system – Lorad Selenia (Hologic) useful in early detection of breast cancer.



Ultrasound unit consist of a Wipro GE Logiq 200 & Wipro GE Logiq P3 ultrasound machines. Entire range of ultrasonographic examinations like abdomen, OB/GYN, small parts, vascular, urology, pediatric imaging & various ultra sound guided procedures can be performed.



CT & MRI Scan Center

Our hospital has state of art 64 detector row multislice CT scanner (Brilliance 64 of Philips) capable of performing CT coronary angiography in addition to various other advanced CT studies including CT perfusion, CT Angiography, virtual endoscopy, 3D reconstructions.

1.5 T Philips MRI (Achieva) scanner capable of doing routine brain, spine, body, musculoskeletal imaging, MRA, MRV, diffusion & perfusion imaging, CSF flow studies, MR spectroscopy and so on with greater resolution and speed.
This one of the very few centers where MR arthrogram is performed.

